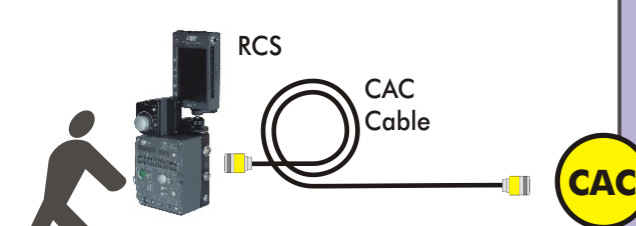



Technical Data subject to change without notice. For full listing of all available components consult the price list.

Configuration Samples




Configuration 1: RCS connected to camera via CAC Cable.

- Lens Data Display
- Speed Ramps
- Depth of Field Ramps
- Speed Control
- Synchron Remote
- Cam Run/Stop



Configuration 2: RCS connected to camera via CAC Cable, LC-M1 = 1m, LC-Z1 = 2m, WHA-3 + WFU-3.

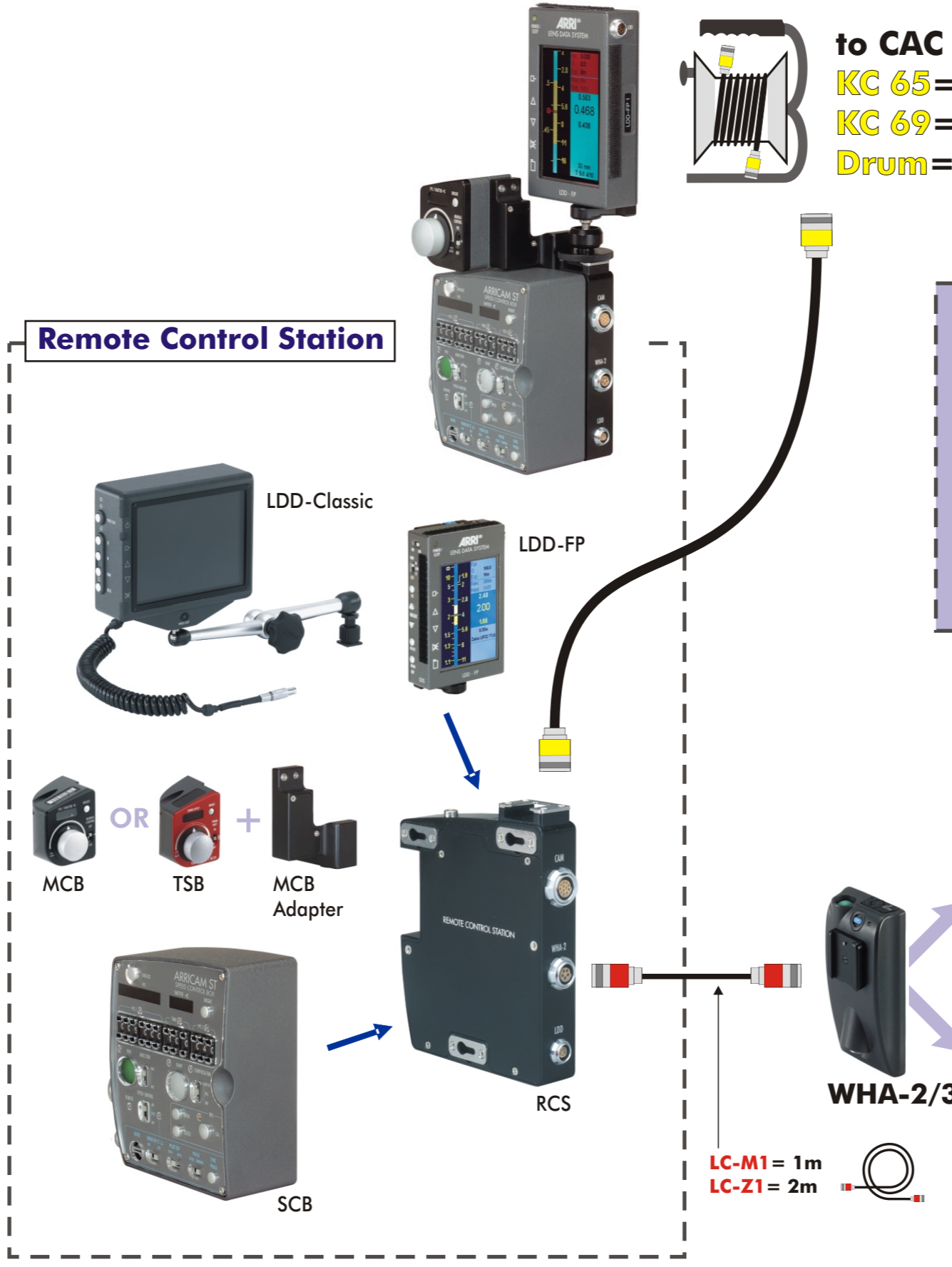
- Lens Data Display
- Speed Ramps
- Depth of Field Ramps
- Focus Control
- Speed Control
- Synchron Remote
- Cam Run/Stop
- Iris Control



Configuration 3: RCS connected to camera via CAC Cable, WHA-3 + WZU-3, LC-M1 = 1m, LC-Z1 = 2m, WEU-1, WHA-1 + WFU-3.

- Lens Data Display
- Speed Ramps
- Depth of Field Ramps
- Zoom Control
- Speed Control
- Synchron Remote
- Cam Run/Stop
- Iris Control
- Focus Control

Remote Control Station



to CAC Plug:
KC 65 = 3m
KC 69 = 15m
Drum = 50m



Remote Options

- | Camera Control Functions: | Calculations: |
|---------------------------|-----------------------|
| - Focus | - Depth Of Field |
| - Zoom | - Hyperfocal Distance |
| - Iris | |
| - Speed | |
| - Shutter | |
| - Ramps | |
| - Run/Stop | |

